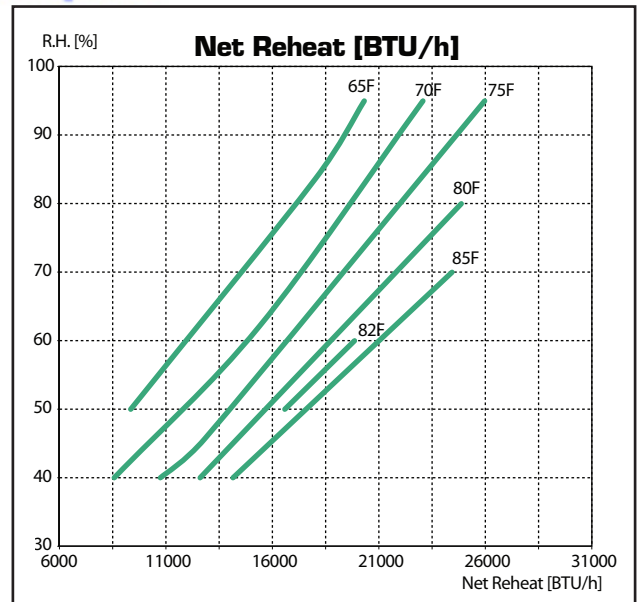
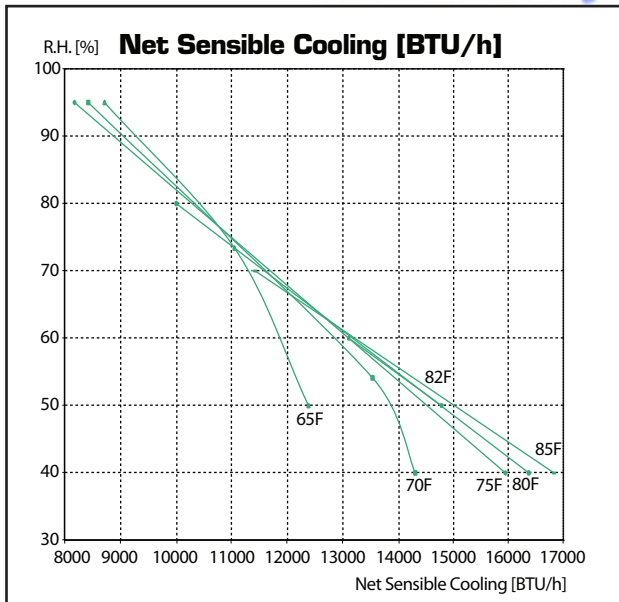
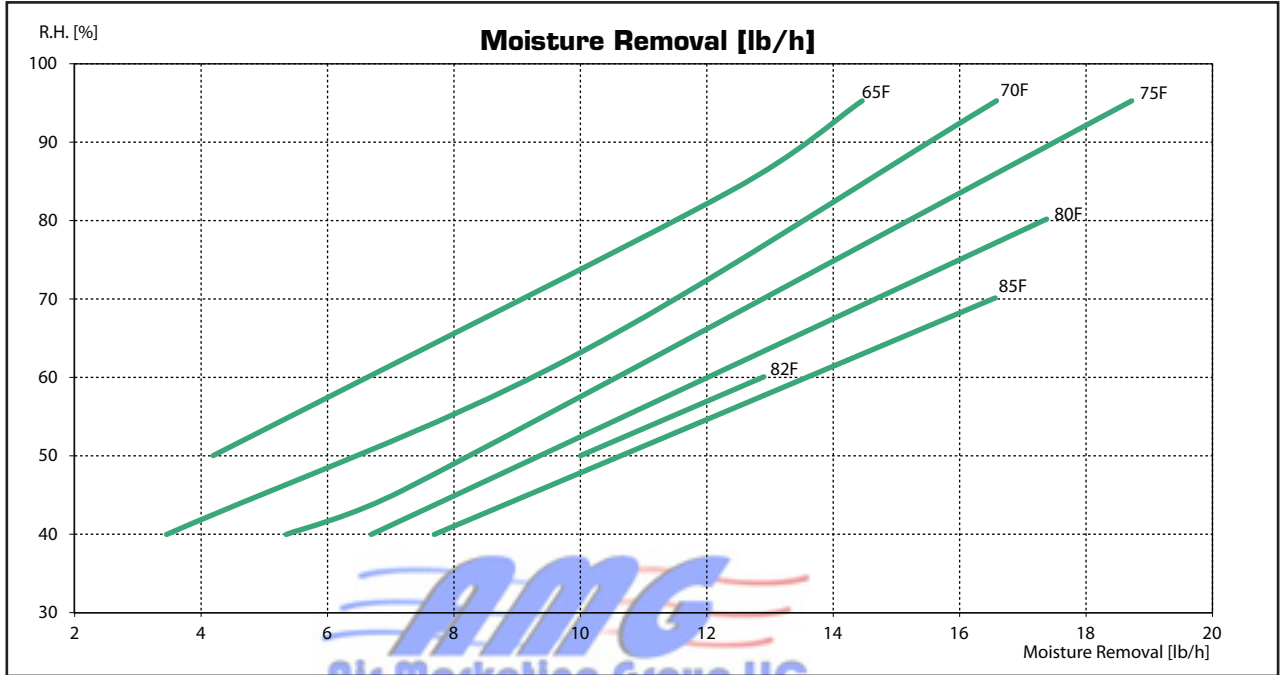


DCA 900T AIR COOLED - NON WATER HEATING DEHUMIDIFIER

DCA 900TWH WATER HEATING ASSIST DEHUMIDIFIER

PERFORMANCE



| Performance | 82DB / 50% R.H. | 82DB / 60% R.H. | Notes |
|---|-----------------|-----------------|-------|
| Moisture Removal, LB/HR | 10.0 | 12.9 | 1 |
| Net Sensible Cooling, MBH | 14.8 | 13.1 | 2 |
| Net Reheat, MBH | 16.6 | 19.9 | 3 |
| Water Heating, MBH (Water Heating Models Only) | 31.5 | 33.1 | 4 |

Notes:

1. Reheat mode assuming 1050 BTU/lb.
2. Cooling mode with remote condenser at 95F.
3. Defined as sum of latent and compressor input. Use dehumidifier for supplemental heat only.
4. Assuming 85F entering water temperature.
5. For conditions and data not shown contact the factory.

CAUTIONS: The reheat capacity rating includes latent recovery and heat of compression. It is recommended that dehumidifiers be used for supplemental heat only. The cooling capacity is based on an ambient temperature of 95°F. As outside conditions vary, so will the performance of the dehumidifier. Ratings are subject to change without notice.

Air Marketing Group LLC

DESIGN SPECIFICATIONS

| Electrical | 208/230V | 208/230V | 460V |
|--------------------------|----------|----------|--------|
| Phase/Hz | 1/60 | 3/60 | 3/60 |
| Compressor B.T.U. | 25,100 | 25,200 | 26,400 |
| Compressor RLA | 12.2 | 7.7 | 3.8 |
| Compressor LRA | 67 | 55 | 27 |
| Blower Motor H.P. | 0.5 | 0.5 | 0.5 |
| Blower Motor FLA | 4.4 | 2.0 | 1.0 |
| Unit FLA | 18.0 | 11.1 | 6.1 |
| Maximum Fuse Size | 30 | 17.5 | 10 |
| Minimum Circuit Ampacity | 21.1 | 13.0 | 7.1 |
| Unit Operating KW | 2.91 | 2.76 | 2.87 |

| | |
|---|----------------------------------|
| CFM..... | 950 |
| External Static Pressure | 0.50" H ₂ O |
| Refrigerant..... | R-407C (Factory Charged 18 lbs.) |
| Compressor Type | Scroll |
| Filter (Quantity: 1) | 20" x 25" x 1" Fiberglass |
| Drain Connection | 1" Bar Drain |
| DCA 900T Weight..... | 420 lbs. |
| DCA 900TWH Weight | 475 lbs. |
| Liquid Inlet [inches O.D.] (up to 50') ¹ | 0.375 |
| Hot Gas Outlet [inches O.D.] (up to 50') ¹ | 0.625 |
| Water Inlet [inches O.D.]..... | 0.75 |
| Water Outlet [inches O.D.]..... | 0.75 |
| Water Flow G.P.M. ² | 4.5 |
| Pressure Drop (Ft. WC) ² | 8.4 |

¹ Over 50ft contact factory

² Water Flow data based on 50% RH + Return Air 82°F and Pool Water at 85°F

STANDARD FEATURES

- MET Laboratory Safety Listed To UL 1995
- 3 Year Parts Warranty
- Single Refrigeration Circuit
- Single Scroll Compressor
- Powder Coated, Galvannealed Steel Cabinet
- Low Ambient Head Pressure Control



- Remote Condenser Ready
- Rifle Tube Refrigeration Coils
- TEFC Blower Motor
- Stainless Steel Condensate Drain Pan
- Standard Microprocessor Control System (WH Models Only)
- ElectroFin Coated Coils

OPTIONAL FEATURES

- Right Side Component Service Access
- Top or Bottom Discharge (Not Field Convertible)
- Extended Surface Filters 2" & 4"
- Outdoor Installation Package
- Outdoor Make Up Air Assembly with Damper & Filter
- External Static Upgrade
- Water Cooled Condenser For Water Heating Or A/C Available
- Motorized Evaporator Bypass Damper
- Remote Ready Delete
- Defrost Timer Package
- Control Options
- Space Heating Options Available
- Other Options Available