



Home Comfort

FRS09PYS1

Ductless Mini-Split
Air Conditioner/Heat Pump



FRS09PYW1¹ Indoor



FRS09PYC1¹ Outdoor

Signature Features

Effortless™ Temperature Control

Our air conditioners maintain the preset room temperature, so you will remain comfortable at all times.

Remote Control

Allows you to precisely control the temperature and fan speed from across the room.

Ready-Select™ Controls

Easily select options with the touch of a button.

Effortless™ Clean Filter

Our anti-microbial filter cleans the air, removing harmful bacteria.

Product Dimensions Evaporator (Indoor) Model

Height	10-7/8"
Width	33-1/4"
Depth	7-1/8"

Product Dimensions Condenser (Outdoor) Model

Height	21-1/4"
Width	33-3/8"
Depth	12-5/8"

More Easy-To-Use Features

Energy and Cost Savings

A split system helps avoid the energy losses that normally come with ductwork. This loss can amount to up to 40% due to leaks, tears and long lengths.

Inverter Technology

Allows the unit to maintain room temperatures while operating at a lower and quieter speed.

Multi-Speed Fan

Features three different fan speeds, for more cooling flexibility.

Sleep Mode

Quiet operation keeps you cool without keeping you awake. Plus, Sleep Mode gradually increases room temperature after being activated.

Quickly Cools

Turbo Mode for that quick cool-down when you first turn it on

Comfort Control Design

Easily control the direction of your cool air, wherever your unit is.

Effortless™ Restart

Automatically resumes operating at its previous settings when power is restored to your unit.

Heat Pump

Our versatile unit offers the capability and capacity to provide the heat required to hold the desired temperature.

24 Hour On/Off Timer

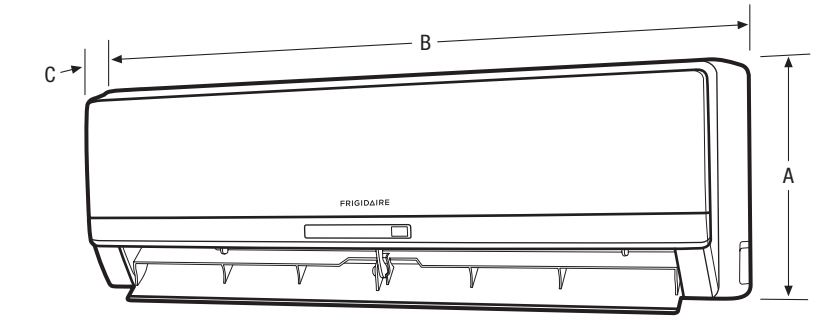


ENERGY STAR®

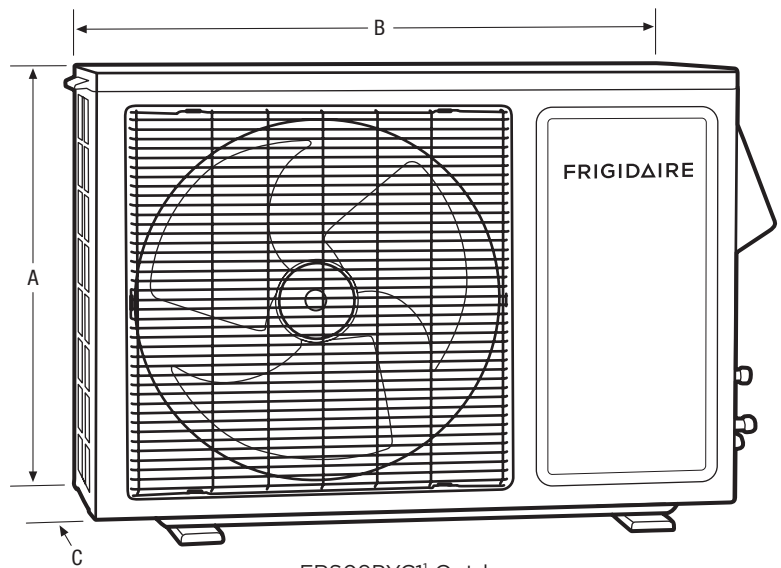
Performance	BTUs
Cool	9,000
Heat	9,600

¹Photo may not represent actual model.

Model Numbers	
System Model Number	FRS09PYS1
Indoor Unit Part Number	FRS09PYW1
Outdoor Unit Part Number ¹	FRS09PYC1
Performance	
BTU (Cool)	9,000
BTU (Heat Pump)	9,600
Cooling Area (Sq. Ft.)	425
SEER (Air Conditioner)	18
HSPF (Heat Pump)	9.8
Inverter Technology	Yes
Electrical	
Volts	115V
Amps (Cool) Indoor/Outdoor	0.4/7.6
Watts (Cool) Indoor/Outdoor	0.4/8.1
Amps (Heat) Indoor/Outdoor	20/640
Watts (Heat) Indoor/Outdoor	20/680
Fuse (Amps) Indoor/Outdoor	3.15/25
Features	
Controls	Ready-Select™ Controls
Fan Speeds (Cool/Fan/Heat)	4/3/4
Low Voltage Start-Up	Yes
Turbo Fan	Yes
Auto Fan	Yes
Energy Saver	Yes
Sleep Mode	Yes
24 Hour On/Off Timer	Yes
Remote Control	Full-Function
Air CFM (High/Med/Low) Indoor	173/147/129
Air Direction Control (Vert./Horz.)	Yes/Yes
Air Discharge (Full-Width)	Bottom
Filter Type	Antimicrobial Mesh
Filter Access	Slide-Out
Air Direction Control - Horizontal	Manual
Air Direction Control - Vertical	Swing
dB (Indoor) (High/Med/Low)	47/43/40
dB (Outdoor)	56
Warranty ²	Yes
Included Accessories	
Drain Kit (Outdoor Unit)	Yes
Installation Plate (Indoor Unit)	Yes
Line Set (Indoor Unit)	Yes
Remote Holder (Indoor Unit)	Yes
Certifications	
ENERGY STAR®	Yes
Performance	ARI
Specifications	
Refrigerant	R410a
Shipping Weight (Approx.)	91



FRS09PYW1¹ Indoor



FRS09PYC1¹ Outdoor

NOTE: For planning purposes only. Always consult local and national electric codes. Refer to Product Installation Guide for detailed installation instructions on the web at frigidaire.com.



Product Dimensions	
Indoor -	
A - Height	10-7/8"
B - Width	33-1/4"
C - Depth	7-1/8"
Max. Wall Thickness	18"
Outdoor -	
A - Height	21-1/4"
B - Width	33-3/8"
C - Depth	12-5/8"

¹Illustration may not represent actual model.

All refrigeration and electrical work must be performed by a certified and licensed refrigeration technician for full parts and labor warranty validation. Insulated line sets and control wires are required and available for Frigidaire split systems in 16.4 ft. length. Each line set is equipped with flare nuts on both ends. Each system requires one line set for each indoor unit installed.

Accessories information available on the web at frigidaire.com

¹Includes 16.4 ft. line set.

²Warranty 5 year sealed system/1 year full parts and labor.

Ductless Mini-Split System Air Conditioners Servicer Technical Data Sheet

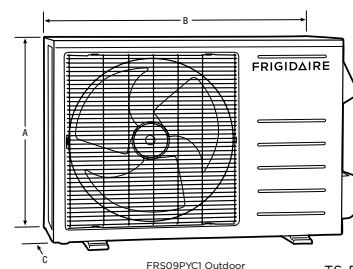
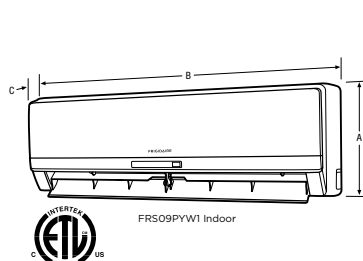
FRIGIDAIRE®

FRS09PYS1

POWER	
Circuit Amps	17 A
Maximum Fuse Size	25 A
CAPACITIES	
Cooling	9000 Btu
Amps	7 A
Watts	660 W
Min/Max Cooling	4435 Btu-10600 Btu
SEER	18
EER	13
Low Ambient Temperature	5° F ≤ T ≤ 115° F
Voltage/Frequency/Phase	115V/60Hz/1P
Dehumidification	1.69PT/H
INDOOR UNIT	
Sound Rating	(38)/34/30/26dB (A)
Net Weight	22 lb
Shipping Weight	26 lb
Dimensions (H x W x D)	10.83" x 33.27" x 7.09"
Full Loaded Amps	0.35 A
Number of Fan Speeds	4
Fan Type	cross flow
RPM at High Speed)	1060 RPM
Motor Watts	20 W
Full Loaded Amps	0.33 W
Coil Type	aluminum fin & copper tube
Fin Type	window
Pipe Type	inner-wing
Fin Rows (FPI)	2
Tube Diameter	φ 7.15 mm (9/32")
Drain Connection Size	φ 16 mm (5/8")
FEATURES	
Controls	microprocessor
Remote Control	lcd wireless
Temperature Control	16-30° C
Timer	24 hr
Air Louvers	2 pieces
Horizontal	manual
Vertical	swing
Low Voltage Restart	built-in
Self-Diagnosis	yes
Quiet Operation	no
Air Filter	washable, anti-mold
COMPRESSOR	
	C-6RZ110H1A
Controls	twin rotary DC inverter
Remote Control	4.59 A
Temperature Control	33 A

REFRIGERANT SYSTEM	
Refrigerant	R410A
Ounces	42.3
Control	electric expansion valve
Lineset	16.4 ft
Maximum Height	33 ft
Maximum Line length	49 ft
Discharge Vapor Line (od)	φ 6 mm (1/4")
Suction (od)	φ 9 mm (3/8")
OUTDOOR UNIT	
Sound rating	≤ 53 dB (A)
Net Weight	79.38 lb
Shipping Weight	86 lb
Dimensions (H x W x D)	12.60" x 33.39" x 21.26"
Recommended Fuse	25 A
Minimum Amps	15 A
Running Current	17 A
Fan Type	propeller
Fan Diameter/Number of Speeds	15.67"-1
Drive Type	dc motor
Motor Watts	30W
Number of Poles and RPM	1-900 RPM
CFM (High)	1058
Coil Type	aluminum fin & copper tube
Fin Type	flat aluminum fin
Pipe Type	innergroove copper
Fin Rows (FPI)	2
Tube Size	φ 9.52 mm (3/8")
OPERATING RANGE	
	Indoor Air
	intake temp
Cooling	90° F db/wb 41° F db/wb
Heating	8° F db/wb 32° F db/wb
	Outdoor Air
	intake temp
Cooling	115° F db/wb 41° F db/wb
Heating	75° F db/wb 5° F db/wb
HEATING	
Total Capacity (BTU)	9500 Btu
HSPF	9.8
Amps	7.5
Max Amps	17 A
Power Inputs	700 W
Back Up Strip Heater	n/a
Outdoor Sound Rating	≤ 53 dB (A)

PRODUCT DIMENSIONS	
Indoor -	
A - Height	10-7/8"
B - Width	33-1/4"
C - Depth	7-1/8"
Max. Wall Thickness	18"
Outdoor -	
A - Height	21-1/4"
B - Width	33-3/8"
C - Depth	12-5/8"



Ductless Mini-Split System Air Conditioners Submittal Sheet

FRIGIDAIRE®

FRS09PYS1

Job: _____ Reference: _____ Construction: _____
 Location: _____ Approval: _____ Unit Number: _____
 Engineer: _____ Date: _____ Drawing Number: _____
 Submitted to: _____ Submitted by: _____

POWER	
Circuit Amps	17 A
Maximum Fuse Size	25 A
CAPACITIES	
Cooling	9000 Btu
Amps	7 A
Watts	660 W
Min/Max Cooling	4435 Btu-10600 Btu
SEER	18
EER	13
Low Ambient Temperature	5° F ≤ T ≤ 115° F
Voltage/Frequency/Phase	115V/60Hz/1P
Dehumidification	1.69PT/H
INDOOR UNIT	
Sound Rating	(38)/34/30/26dB (A)
Net Weight	22 lbs
Shipping Weight	26 lbs
Dimensions (H x W x D)	10.83" x 33.27" x 7.09"
Full Loaded Amps	0.35 A
Number of Fan Speeds	4
Fan Type	cross flow
Motor Watts	20 W
Full Loaded Amps	0.33 A
COMPRESSOR	
Type	C-6RZ110H1A
Type	twin rotary DC inverter
Amps	4.59 A
Locked Rotor Amps	33 A
HEATING	
Total Capacity (BTU)	9500 Btu
HSPF	9.8
Amps	7.5
Max Amps	17 A
Power Inputs	700 W
Back Up Strip Heater	n/a
Outdoor Sound Rating	≤ 53 dB (A)

OUTDOOR UNIT	
Sound Rating	≤ 53 dB (A)
Net Weight	79.38 lbs
Shipping Weight	86 lbs
Dimensions (H x W x D)	12.60" x 33.39" x 21.26"
Recommended Fuse	25 A
Minimum Amps	15 A
Running Current	17 A
Drive Type	dc motor
Motor Watts	30 W
CFM (high)	1058
FEATURES	
Controls	microprocessor
Remote Control	lcd wireless
Temperature control	16-30° C
Timer	24 hr
Air Louvers	2 pieces
Horizontal	manual
Vertical	swing
Low Voltage Restart	built-in
Self-Diagnosis	yes
Quiet Operation	no
Air Filter	washable, anti-mold
REFRIGERANT SYSTEM	
Refrigerant	R410A
Ounces	42.3
Lineset	16.4 ft
Maximum Height	33 ft
Maximum Line length	49 ft
Discharge Vapor Line (od)	Φ 6 mm (1/4")
Suction (od)	Φ 9 mm (3/8")

PRODUCT DIMENSIONS	
Indoor -	
A - Height	10-7/8"
B - Width	33-1/4"
C - Depth	7-1/8"
Max. Wall Thickness	18"
Outdoor -	
A - Height	21-1/4"
B - Width	33-3/8"
C - Depth	12-5/8"

