

























		Single Zone Systems											
		Wind-Free™ 4-Way Cassette	Wind-Free™ 4-Way Cassette Max Heat®	360 Cassette	Slim Duct	Duct S	Duct S Max Heat®	Multi-Position Air Handler	Multi-Position Air Handler Max Heat®	High Wall	-40° Low Ambient Cooling System¹		
													
US Code	Indoor Unit	CNH**4DN	CNH**4DN	CNH**4DK	CNH**LDK	CNH**HDM	CNH**HDM	CNH**ZDK	CNH**ZDK	12K-24K / CNH**ADM 30K-36K / CNH**TDM	18K-24K / CNH**ADM 30K-36K / CNH**TDM		
	Outdoor Unit	CXH**ADJ	CXC**SCJ	CXH**ADJ	CXH**ADK	CXH**ADJ	CXC**SCJ	18K-48K / CXH**ADJ 54K / CXH**ADK	CXC**SCJ	12K / CXH**ADK 18K-36K / CXH**ADJ	CXC**SCM		
Model Number	Indoor Unit	AC0**NN4DCH/AA	AC0**NN4DCH/AA	AC0**KN4DCH/AA	AC0**KNLDCH/AA	AC0**MNHDC/AA	AC0**MNHDC/AA	AC0**KNZDCH/AA	AC0**KNZDCH/AA	12K-24K / AC0**MNADCH/AA 30K-36K / AC0**MNTDCH/AA	18K-24K / AC0**MNADCH/AA 30K-36K / AC0**MNTDCH/AA		
	Outdoor Unit	AC0**JXADCH/AA	AC0**JXSCCH/AA	AC0**JXADCH/AA	AC0**KXADCH/AA	AC0**JXADCH/AA	AC0**JXSCCH/AA	18K-48K / AC0**JXADCH/AA 54K / AC0**KXADCH/AA	AC0**JXSCCH/AA	12K / AC0**KXADCH/AA 18K-36K / AC0**JXADCH/AA	AC0**MXSCCC/AA		
Nominal Capacities (Btu/h)		Model : CFM (L-M-H)		Model : CFM (L-M-H)		Model : CFM (L-M-H) / ESP		Model : CFM (L-M-H) / ESP		Model : CFM (L-M-H)			
Cooling													
Heating													
9,000						9K : 283-318-353 / 0.0-0.24"							
12,000						12K : 318-370-425 / 0.0-0.24"				12K : 194-247-300			
18,000		18K : 430-490-580		18K : 480-547-646		18K : 353-424-495 / 0.0-0.24"		18K : 353-477-600 / 0.10-0.60"		18K : 265-336-406			
24,000		24K : 430-490-580		24K : 480-547-646				24K : 530-618-706 / 0.10-0.80"		24K : 410-477-551			
30,000		30K : 590-715-840		30K : 632-741-904				30K : 671-777-883 / 0.12-0.80"		30K : 671-724-777			
36,000		36K : 620-840-1,020		36K : 710-943-1,179				30K : 847-918-1,006 / 0.0-1.00"		30K : 848-918-1,007 / 0.0-1.00"			
42,000		42K : 670-890-1,170		42K : 745-981-1,218				36K : 883-1,042-1,165 / 0.0-1.00"		36K : 883-1,042-1,165 / 0.0-1.00"			
48,000		48K : 715-940-1,230		48K : 822-1,024-1,257				42K : 1,060-1,165-1,271 / 0.10-1.00"		48K : 1,130-1,271-1,413 / 0.10-1.00"			
54,000								54K : 1,342-1,501-1,890 / 0.10-1.00"					
Efficiency													
SEER		Up to 20.50		Up to 21.00		Up to 20.00		Up to 20.10		Up to 19.50			
HSPF		Up to 10.00		Up to 10.40		Up to 10.60		Up to 11.50		Up to 10.80			
Power													
Voltage		1 / 208-230V / 60		1 / 208-230V / 60		1 / 208-230V / 60		1 / 208-230V / 60		1 / 208-230V / 60			
Maximum Breaker		18K : 15.00 A 24K : 20.00 A 30K : 30.00 A 36K-48K : 35.00 A		30K-36K : 45.00 A		18K : 15.00 A 24K : 20.00 A 30K : 30.00 A 36K-48K : 35.00 A		9K-12K : 15.00 A 18K : 20.00 A		18K : 15.00 A 24K : 20.00 A 30K : 35.00 A 36K-48K : 40.00 A 54K : 70.00 A		12K-18K : 15.00 A 24K : 20.00 A 30K : 30.00 A 36K : 35.00 A	
Minimum Circuit Ampacity (MCA)		18K : 8.10 A 24K : 12.06 A 30K : 19.71 A 36K-48K : 22.08 A		30K-36K : 26.31 A		18K : 8.10 A 24K : 12.06 A 30K : 19.71 A 36K-48K : 22.08 A		9K-12K : 10.70 A 18K : 12.70 A		18K : 9.40 A 24K : 13.58 A 30K : 21.71 A 36K-48K : 26.36 A 54K : 41.64 A		12K : 10.70 A 18K : 10.00 A 24K : 12.50 A 30K : 20.30 A 36K : 23.20 A	
Pipe Connections													
Pipe Connections		18K : 1/4", 1/2" 24K : 1/4", 5/8" 36K-48K : 3/8", 5/8"		30K-36K : 3/8", 5/8"		18K : 1/4", 1/2" 24K : 1/4", 5/8" 30K-48K : 3/8", 5/8"		9K-12K : 1/4", 3/8" 18K : 1/4", 1/2"		18K : 1/4", 1/2" 24K : 1/4", 5/8" 30K-48K : 3/8", 5/8" 54K : 3/8", 3/4"		12K : 1/4", 3/8" 18K : 1/4", 1/2" 24K : 1/4", 5/8" 30K-36K : 3/8", 5/8"	
Maximum Line Set Length		18K : 98 ft. 24K-30K : 164 ft. 36K-48K : 264 ft.		30K-36K : 246 ft.		18K : 98 ft. 24K-30K : 164 ft. 36K-48K : 264 ft.		9K-12K : 65.6 ft. 18K : 98.4 ft.		18K : 98.4 ft. 24K-30K : 164 ft. 36K-48K : 264 ft.		12K : 65 ft. 18K : 98 ft. 24K-30K : 164 ft. 36K : 246 ft.	
Maximum Vertical Separation		18K : 66 ft. 24K-48K : 98 ft.		30K-36K : 98 ft.		18K : 66 ft. 24K-48K : 98 ft.		9K-12K : 49 ft. 18K-24K : 65.6 ft.		18K : 66 ft. 24K-54K : 98 ft.		12K : 50 ft. 18K : 66 ft. 24K-36K : 98 ft.	
Operating Temperature													
Outdoor		Cooling (0.0°) 23.0-115.0°F (-17.8°) - 5.0-46.1°C		(-4.0°) 23.0-115.0°F (-20.0°) -5.0-46.1°C		(0.0°) 23.0-115.0°F (-17.8°) - 5.0-46.1°C		(0.0°) 23.0-115.0°F (-17.8°) - 5.0-46.1°C		(-4.0°) 23.0-115.0°F (-20.0°) -5.0-46.1°C		(0.0°) 23.0-115.0°F (-17.8°) - 5.0-46.1°C	
		Heating -4.0-76.0°F -20.0-24.0°C		-13.0-75.0°F -25.0-24.0°C		-4.0-76.0°F -20.0-24.0°C		-4.0-76.0°F -20.0-24.0°C		-13.0-75.0°F -25.0-24.0°C		-4.0-75.2°F -20.0-24.0°C	
Additional Information													
Fascia Panel (Sold Separately)		PC4NUFMUN		PC4NUFMUN		PC4NUMUN / PC4NBDMUN PC4NUNMUN / PC4NBNMUN		-		-			
Wi-Fi Adapter (Sold Separately)		MIM-H04UN		MIM-H04UN		MIM-H04UN		MIM-H04UN		MIM-H04UN			
ENERGY STAR® Certified				-		 (9K model only)		-		-			
Works with SmartThings app²													
Warranty													

Product Registration Required. Conditions Apply.
 Available for download on the Google™ Play store and App Store®. A network connection is required. Samsung application account is necessary.
 Select Models are ENERGY STAR® labeled. Proper sizing and installation of equipment is critical to achieve performance. Split system air conditioners and heat pumps (excluding ductless systems) must be matched with appropriate coil components to meet ENERGY STAR® criteria. Ask your contractor for details or visit www.energystar.gov.
 *The Wind-Free™ unit delivers an air current that is under 0.15 m/s while in Wind-Free™ mode. Air velocity that is below 0.15 m/s is considered "still air" as defined by ASHRAE 55-2013 (American Society of Heating, Refrigerating, and Air-Conditioning Engineers).
 †With wind baffles
 ‡Notice: Federal law allows this unit to be installed only in: AK, AL, AR, CO, CT, DC, DE, FL, GA, HI, ID, IL, IA, IN, KS, KY, LA, MA, MD, MS, MT, NC, ND, VA, NH, NJ, NY, OH, OK, OR, PA, RI, SC, SD, TN, TX, UT, VA, VT, WA, WV, WI, WY, and U.S. territories. Federal law prohibits installation of this unit in other states.
 ²Requires use of Wi-Fi Adapter (sold separately)
 Samsung HVAC maintains a policy of ongoing development, specifications are subject to change without notice.
 RLCRG 08.2020 - V3
 ©2020 Samsung HVAC



The AHRI Certified® mark indicates Samsung's participation in the AHRI Certification program. For verification of individual certified products, go to www.ahridirectory.org.



Intertek

Single Zone Systems							Multi-Zone Systems								
		Wind-Free™ 2.0	Max Heat® 2.0	Quantum 2.0	Smart Pearl	Max			Free Joint Multi (FJM)	Free Joint Multi (FJM) Max Heat®	Wind-Free™ Mini 4-Way Cassette	Console	Wind-Free™ 2.0	Quantum 2.0	Slim Duct
US Code	Indoor Unit	RNS**ABT	RNS**ABT	RNS**YBT	-	-	US Code	Indoor Unit	-	-	JNH**NDT	JNH**JDT	RNS**ABT	RNS**YBT	JNH**LDT
	Outdoor Unit	RXS**ABT	RXS**ACT	RXS**YBT	-	-		Outdoor Unit	JXH**J*T	JXH**S*T	-	-	-	-	-
Model Number	Indoor Unit	AR**TSFABWKNCV	AR**TSFABWKNCV	AR**TSFYBWKNCV	AR**KSWDHWKNCV	AQN36VFUAGM/CV	Model Number	Indoor Unit	-	-	AJ0**TNNDC/AA	AJ0**TNJDCH/AA	AR**TSFABWKNCV	AR**TSFYBWKNCV	AJ0**TNLDCH/AA
	Outdoor Unit	AR**TSFABWKXCV	AR**TSFACWKXCV	AR**TSFYBWKXCV	AR**KSWDHWKXCV	AQX36VFUAGM/CV		Outdoor Unit	AJ0**TXJ*CH/AA	AJ0**TXS*CH/AA	-	-	-	-	-
Nominal Capacities (Btu/h)		Model : Mode / CFM (L-M-H-T)	Model : Mode / CFM (L-M-H-T)	Model : Mode / CFM (L-M-H-T)	Model : Mode / CFM (L-M-H-T)	Model : Mode / CFM (L-M-H)	Nominal Capacities (Btu/h)		Model : CFM (MAX.)	Model : CFM (MAX.)	Model : Mode / CFM (L-M-H)	Model : Mode / CFM (L-M-H)	Model : Mode / CFM (L-M-H-T)	Model : Mode / CFM (L-M-H-T)	Model : Mode / CFM (L-M-H) / ESP
Cooling	Heating						Cooling	Heating							
7,000	7,500						7,000	7,500					7K : Cool / 258-297-323-350 Heat / 288-328-355-381	7K : Cool / 309-322-336-350 Heat / 340-354-368-381	
8,900	9,900						8,900	9,900			9K : Cool / 244-290-318 Heat / 244-290-318	9K : Cool / 212-240-265 Heat / 212-240-265			9K : Cool / 159-237-328 / 0.0-0.2" Heat / 159-237-328 / 0.0-0.2"
9,000	11,000	9K : Cool / 251-304-357-392 Heat / 286-339-392-427	9K : Cool / 251-304-357-392 Heat / 286-339-392-427	9K : Cool / 300-335-353-371 Heat / 335-371-385-403			9,000	11,000					9K : Cool / 258-298-337-364 Heat / 289-329-369-396	9K : Cool / 307-335-350-364 Heat / 339-367-381-396	
9,000	12,600				9K : Cool / 270-330-380-420 Heat / 270-330-380-420		11,900	13,000			12K : Cool / 261-318-371 Heat / 261-318-371	12K : Cool / 220-254-300 Heat / 220-254-300			12K : Cool / 159-268-378 / 0.0-0.2" Heat / 159-268-378 / 0.0-0.2"
11,900	13,000						12,000	12,000					12K : Cool / 250-301-340-378 Heat / 282-335-374-413	12K : Cool / 309-337-364-378 Heat / 343-371-399-413	
12,000	12,000	12K : Cool / 251-321-374-427 Heat / 286-357-410-463	12K : Cool / 251-321-374-427 Heat / 286-357-410-463	12K : Cool / 300-335-371-385 Heat / 335-371-403-420			15,000	18,000				15K : Cool / 254-290-318 Heat / 254-290-318	15K : Cool / 260-313-366-406 Heat / 279-331-383-422	15K : Cool / 260-313-366-406 Heat / 280-332-384-423	
12,000	13,600				12K : Cool / 310-360-420-460 Heat / 310-360-420-460		17,700	19,100			18K : Cool / 261-318-371 Heat / 261-318-371	18K : Cool / 261-297-332 Heat / 261-297-332			18K : Cool / 191-346-494 / 0.0-0.2" Heat / 191-346-494 / 0.0-0.2"
12,000	14,000						18,000	20,600					18K : Cool / 427-481-536-572 Heat / 447-501-556-592		
17,100	20,000						18,000	21,000						18K : Cool / 401-435-469-486 Heat / 465-525-584-623	
18,000	20,600	18K : Cool / 399-466-533-579 Heat / 424-491-554-600	18K : Cool / 399-466-533-579 Heat / 424-491-554-600				18,000	22,000	18K : 1,667						
18,000	21,000			18K : Cool / 459-509-558-583 Heat / 459-509-558-583			21,000	22,000		20K : 2,493					
21,000	27,000						21,000	27,500					24K : Cool / 484-560-636-711 Heat / 490-566-643-719		
21,000	27,400	24K : Cool / 399-512-622-713 Heat / 399-512-622-713	24K : Cool / 399-512-622-713 Heat / 399-512-622-713				22,000	24,000						24K : Cool / 465-525-584-623 Heat / 470-529-589-629	
22,000	24,000			24K : Cool / 459-533-607-657 Heat / 459-533-607-657			22,000	25,000	24K : 1,667						
22,000	25,000						25,000	25,000		24K : 2,943					
25,000	25,000						28,400	28,600		30K : 2,943					
33,000	34,000					36K : Cool / 580-750-920 Heat / 580-750-920	32,000	36,000	36K : 2,493						
34,000	36,600						34,000	36,600		36K : 3,885					
47,000	48,500						47,000	48,500	48K : 3,885						
Efficiency							Efficiency								
SEER		Up to 24.50		Up to 23.50		Up to 18.00		SEER		Up to 19.70		(see outdoor unit)		(see outdoor unit)	
HSPF		Up to 12.50		Up to 12.00		Up to 9.00		HSPF		Up to 10.30		(see outdoor unit)		(see outdoor unit)	
Power							Power								
Voltage		1 / 208-230V / 60		1 / 208-230V / 60		1 / 208-230V / 60		Voltage		1 / 208-230V / 60		1 / 208-230V / 60		1 / 208-230V / 60	
Maximum Breaker		9K-12K : 20.00 A 18K-24K : 30.00 A		9K-12K : 20.00 A 18K-24K : 30.00 A		9K-12K : 20.00 A 18K : 25.00 A 24K : 30.00 A		Maximum Breaker		18K : 20.00 A 24K : 25.00 A 36K : 30.00 A 48K : 40.00 A		20K-30K : 30.00 A 36K : 40.00 A		(see outdoor unit)	
Minimum Circuit Ampacity (MCA)		9K : 12.00 A 12K : 12.50 A 18K : 19.00 A 24K : 20.00 A		9K : 12.00 A 12K : 12.50 A 18K : 19.00 A 24K : 20.00 A		9K : 12.00 A 12K : 12.50 A 18K : 16.00 A 24K : 20.00 A		Minimum Circuit Ampacity (MCA)		18K : 16.50 A 24K : 19.50 A 36K : 26.00 A 48K : 37.00 A		20K : 25.50 A 24K-30K : 26.00 A 36K : 36.50 A		(see outdoor unit)	
Pipe Connections							Pipe Connections								
Pipe Connections		9K-12K : 1/4", 3/8" 18K : 1/4", 1/2" 24K : 1/4", 5/8"		9K-12K : 1/4", 3/8" 18K : 1/4", 1/2" 24K : 1/4", 5/8"		9K-12K : 1/4", 3/8" 18K : 1/4", 1/2" 24K : 1/4", 5/8"		Pipe Connections		(see outdoor unit)		(see outdoor unit)		9K-12K : 1/4", 3/8" 18K : 1/4", 1/2"	
Maximum Line Set Length		9K-12K : 66 ft. 18K-24K : 98 ft.		9K-12K : 66 ft. 18K-24K : 98 ft.		9K-12K : 66 ft. 18K-24K : 98 ft.		Total Combined Piping Length		18K : 164 ft. 24K-48K : 230 ft.		20K : 164 ft. 24K-36K : 230 ft.		(see outdoor unit)	
Maximum Vertical Separation		9K-12K : 49 ft. 18K-24K : 66 ft.		9K-12K : 49 ft. 18K-24K : 66 ft.		9K-12K : 49 ft. 18K-24K : 66 ft.		Maximum Vertical Separation		49 ft. (ODU to IDU) 25 ft. (IDU to IDU)		49 ft. (ODU to IDU) 25 ft. (IDU to IDU)		(see outdoor unit)	
Operating Temperature							Operating Temperature								
Outdoor		Cooling : 14.0-115.0°F -10.0-46.1°C Heating : -5.0-75.0°F -20.5-23.9°C		Cooling : 0.0-115.0°F -17.4-46.1°C Heating : -13.0-75.0°F -25.0-23.9°C		Cooling : 14.0-115.0°F -10.0-46.1°C Heating : -5.0-75.0°F -20.5-23.9°C		Outdoor		Cooling : 14.0-114.8°F -5.0-46.0°C Heating : 5.0-75.0°F -15.0-24.0°C		Cooling : 14.0-114.8°F -5.0-46.0°C Heating : -13.0-75.0°F -25.0-23.8°C		(see outdoor unit)	
Additional Information							Additional Information								
Fascia Panel (Sold Separately)		-		-		-		Fascia Panel (Sold Separately)		-		-		-	
Wi-Fi Adapter (Sold Separately)		-		-		-		Wi-Fi Adapter (Sold Separately)		(see indoor unit)		(see indoor unit)		MIM-H04UN	
ENERGY STAR® Certified						(9K model only)		ENERGY STAR® Certified		(Non-ducted indoor units only)		(Non-ducted indoor units only)		-	
Works with SmartThings app								Works with SmartThings app ²							
Warranty								Warranty							

³Models manufactured after 1/1/2015 qualify for the Enhanced 10 Year Warranty.
©2020 Samsung HVAC