


## Home Comfort FFHP093SS2

### Ductless Mini-Split Air Conditioner/Heat Pump



FFHP093WS2 Indoor



FFHP093CS2 Outdoor

#### Product Dimensions Evaporator (Indoor) Model

Height	11-3/8"
Width	33-5/16"
Depth	8-1/4"

#### Product Dimensions Condenser (Outdoor) Model

Height	21-5/16"
Width	33-7/16"
Depth	12-5/8"

#### More Easy-To-Use Features

##### Multi-Speed Fan

Features three different fan speeds, for more cooling flexibility.

##### Effortless™ Restart

Automatically resumes operating at its previous settings when power is restored to your unit.

##### Effortless™ Clean Filter

Our antibacterial filter reduces bacteria, room odors and other airborne particles for a healthier, more comfortable environment.

##### Ready-Select® Controls

Easily select options with the touch of a button.

##### Electronic Controls

Allow you to set the comfort level to your preference, while a convenient temperature readout displays the set temperature.

## Signature Features

### Quick Cool & Quick Warm

When you need to cool down quickly or warm up faster, use the quick cool/warm mode to speed up the fan.

### Programmable 24-Hour On/Off Timer

Customize times to fit your schedule for immediate comfort when you get home. The built-in timer allows you to preset the unit to turn on and off in half-hour increments.

### Effortless™ Temperature Control

Our air conditioners maintain the preset room temperature, so you will remain comfortable at all times.

### Sleep Mode

Maximum comfort throughout the evening hours with the added benefit of energy savings. With Sleep Mode, the temperature gradually increases a few degrees over the evening.

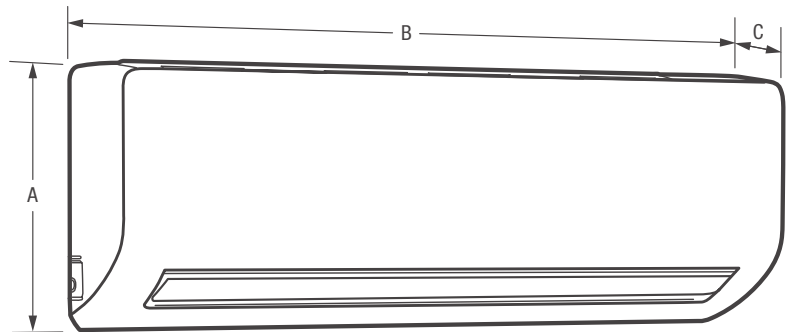
ENERGY STAR®



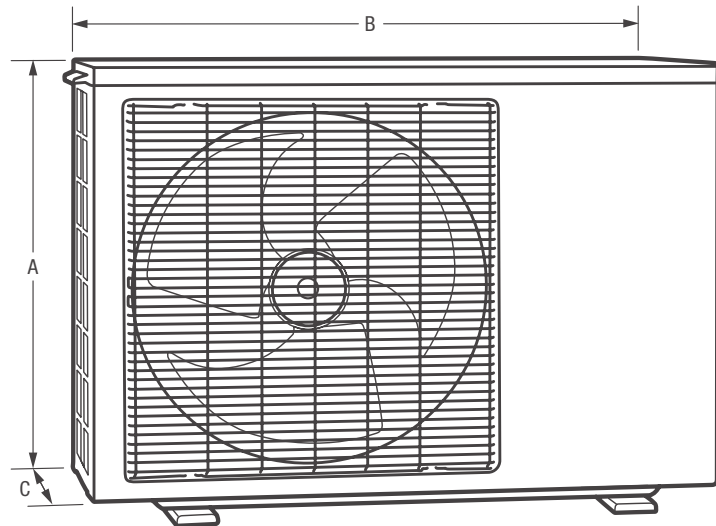
Performance	BTUs
Cool	9,000
Heat	11,000

<b>Model Numbers</b>	
Set Model Number	FFHP093SS2
Indoor Unit Part Number	FFHP093WS2
Outdoor Unit Part Number <sup>1</sup>	FFHP093CS2
<b>Performance</b>	
BTU (Cool)	9,000
BTU (Heat Pump)	11,000
Cooling Area (Sq. Ft.)	400
SEER (Air Conditioner)	23
HSPF (Heat Pump)	10.5
Inverter Technology	Yes
COP	3.2
<b>Electrical</b>	
Volts	230V/208V
Min Circuit Ampacity	9A
Maximum Circuit Breaker	15A
Rated Watts (Cool)	643
Rated Watts (Heat)	1020
<b>Features</b>	
Controls	Ready-Select® Controls
Fan Speeds (Cool/Fan/Heat)	4/3/4
Low Voltage Start-Up	Yes
Turbo Fan	Yes
Auto Fan	Yes
Energy Saver	
Sleep Mode	Yes
24-Hour On/Off Timer	Yes
Remote Control	Full-Function
Air CFM (High/Med/Low) Indoor	377/288/241/171
Air Direction Control (Vert./Horz.)	Swing/Manual
Air Discharge (Full-Width)	Bottom
Filter Type	Antimicrobial Mesh
Filter Access	Slide-Out
dB Indoor (Turbo)(High/Med/Low)	(43)39/35/29
dB Outdoor	53
Warranty <sup>2</sup>	Yes
<b>Included Accessories</b>	
Drain Kit (Outdoor Unit)	Yes
Installation Plate (Indoor Unit)	Yes
Line Set Kit (Indoor Unit)	Yes
Remote Holder (Indoor Unit)	Yes

<sup>1</sup>Includes 25 ft. line set  
<sup>2</sup>5 year parts only



FFHP093WS2<sup>1</sup> Indoor



FFHP093CS2<sup>1</sup> Outdoor

NOTE: For planning purposes only. Always consult local and national electric codes. Refer to Product Installation Guide for detailed installation instructions on the web at [frigidaire.com](http://frigidaire.com).



Product Dimensions	
<b>Indoor -</b>	
A - Height	11-3/8"
B - Width	33-5/16"
C - Depth	8-1/4"
<b>Outdoor -</b>	
A - Height	21-5/16"
B - Width	33-7/16"
C - Depth	12-5/8"

<sup>1</sup>Illustration may not represent actual model.  
 All refrigeration and electrical work must be performed by a certified and licensed refrigeration technician for parts warranty validation. Insulated line sets and control wires are required and available for Frigidaire split systems in 25 ft. length. Each line set is equipped with flare nuts on both ends. Each system requires one line set for each indoor unit installed.

Accessories information available on the web at [frigidaire.com](http://frigidaire.com)

# Ductless Mini-Split System Air Conditioner/Heat Pump Submittal Sheet

# FRIGIDAIRE

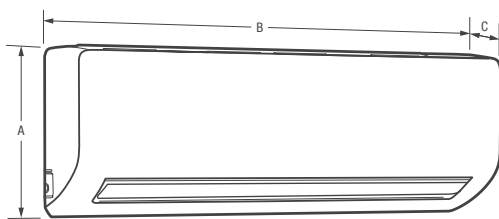
## FFHP093SS2

Job: \_\_\_\_\_ Reference: \_\_\_\_\_ Construction: \_\_\_\_\_  
 Location: \_\_\_\_\_ Approval: \_\_\_\_\_ Unit Number: \_\_\_\_\_  
 Engineer: \_\_\_\_\_ Date: \_\_\_\_\_ Drawing Number: \_\_\_\_\_  
 Submitted to: \_\_\_\_\_ Submitted by: \_\_\_\_\_

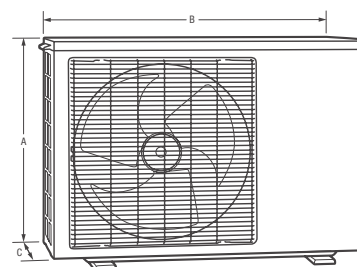
Power	
Min Circuit Ampacity	9 A
Maximum Circuit Breaker	15 A
Capacities	
Cooling	9,000 BTU
Cooling Watts	643 W
Min/Max Cooling	3,100 Btu/9,600 Btu
Heatpump Capacity (BTU)	11,000 BTU
HSPF	10.5
Outdoor Sound Rating	53 dB (A)
SEER	23
EER	14
Low Ambient Cooling	0 - 115°F
Low Ambient Heating	-5 - 75°F
Voltage/Frequency	230V/208V/60Hz
Dehumidification	2.5 PT/H

Indoor Unit	FFHP093WS2
Dimensions (H x W x D)	11-7/16" x 33-5/16" x 8-1/4"
Max. Wall Thickness	18"
Sound Rating	(43) 39/35/29
Net Weight	25 lb
Shipping Weight	29 lb
Fan Motor Load	.09 A
Number of Fan Speeds	4
Fan Type	Cross flow
RPM at High Speed (cool)	1,350 RPM
Coil Type	aluminum fin & copper tube
Fin Type	coated fin
Pipe Type	copper internal thread
Fin Rows (FPI)	2
Tube Diameter	7mm (5/16")
Drain Connection Size	16mm (5/8")
Compressor	
Compressor Type	Twin Rotary
Compressor Control	DC Inverter
Compressor Load	6.6 A
Locked Rotor Amps	

Outdoor Unit	FFHP093CS2
Dimensions (H x W x D)	21-5/16" x 33-7/16" x 12-5/8"
Sound Rating	53 dB (A)
Net Weight	85 lb
Shipping Weight	91 lb
Fan Motor Load	.36 A
Drive Type	inverter
CFM (high)	1,059
Fan Type	axial flow
Number of Speeds	DC
RPM	900
Coil Type	aluminum fin & copper tube
Fin Type	coated fin
Pipe Type	copper internal thread
Fin Rows (FPI)	2
Tube Size	9.52 mm (3/8")
Features	
Controls	microprocessor
Remote Control	lcd wireless
Temperature Control	61-86°F (16-30°C)
Timer	24 hr
Air Louvers	2 pieces
Horizontal	manual
Vertical	swing
Low Voltage Restart	built-in
Self-Diagnosis	yes
Air Filter	washable, anti-mold
Refrigerant System	
Refrigerant	R410A
Ounces	45.86
Lineset	25 ft
Maximum Height	16 ft
Maximum Line Length	49 ft
Discharge Vapor Line (od)	6 mm (1/4")
Suction (od)	9 mm (3/8")
Operating Range	
Indoor Air Cooling Intake Temp Range	>= 62°F
Indoor Air Heating Intake Temp Range	<= 90°F
Outdoor Air Cooling Intake Temp Range	0-115°F
Outdoor Air Heating Intake Temp Range	



FFHP093WS2<sup>1</sup> Indoor



FFHP093CS2<sup>1</sup> Outdoor

<sup>1</sup>Illustration may not represent actual model.

### FRIGIDAIRE

USA • 10200 David Taylor Drive • Charlotte, NC 28262 • 1-800-FRIGIDAIRE • [frigidaire.com](http://frigidaire.com)  
 CANADA • 5855 Terry Fox Way • Mississauga, ON L5V 3E4 • 1-800-265-8352 • [frigidaire.ca](http://frigidaire.ca)

FFHP093SS2 03/16

© 2016 Electrolux Home Products, Inc.



Specifications  
subject to change.