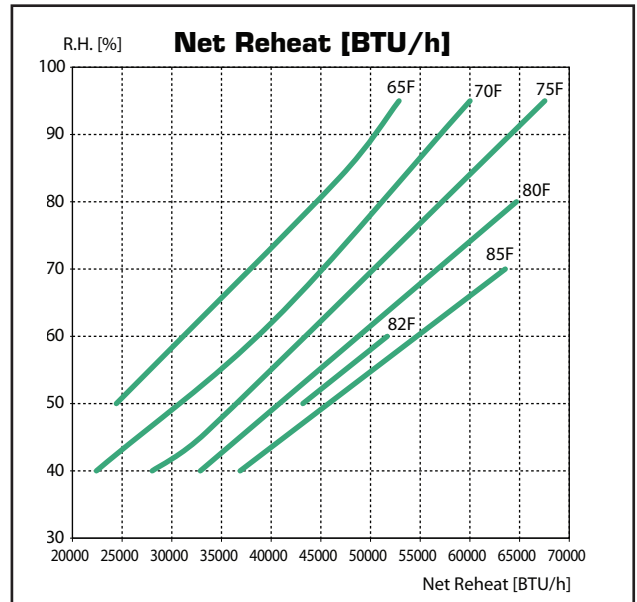
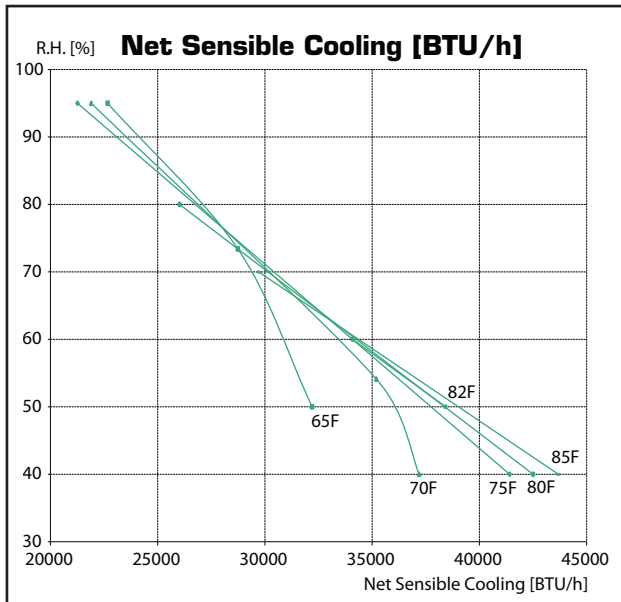
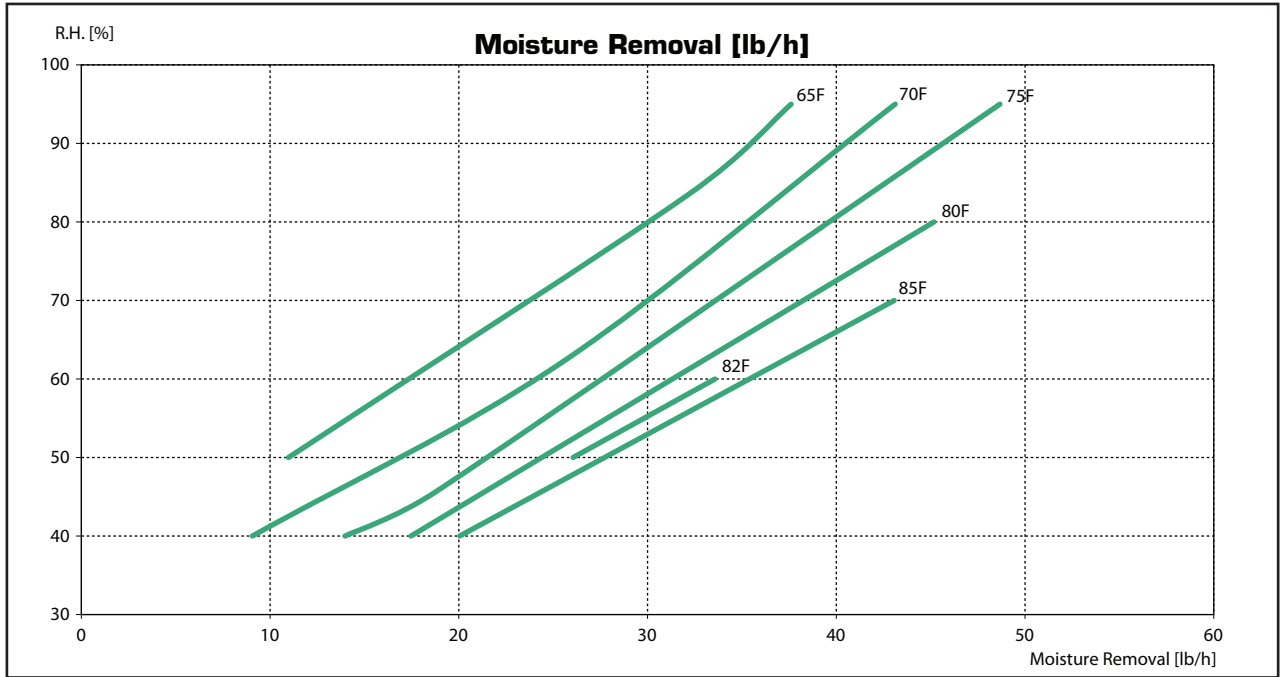


**DCA 2500T AIR COOLED - NON WATER HEATING DEHUMIDIFIER**

**DCA 2500TWH WATER HEATING ASSIST DEHUMIDIFIER**

**PERFORMANCE**



Performance	82DB / 50% R.H.	82DB / 60% R.H.	Notes
Moisture Removal, LB/HR	26.1	33.6	1
Net Sensible Cooling, MBH	38.4	34.1	2
Net Reheat, MBH	43.2	51.7	3
Water Heating, MBH (Water Heating Models Only)	82.0	86.0	4

**Notes:**

1. Reheat mode assuming 1050 BTU/lb.
2. Cooling mode with remote condenser at 95F.
3. Defined as sum of latent and compressor input. Use dehumidifier for supplemental heat only.
4. Assuming 85F entering water temperature.
5. For conditions and data not shown contact the factory.

CAUTIONS: The reheat capacity rating includes latent recovery and heat of compression. It is recommended that dehumidifiers be used for supplemental heat only. The cooling capacity is based on an ambient temperature of 95°F. As outside conditions vary, so will the performance of the dehumidifier. Ratings are subject to change without notice.

## DESIGN SPECIFICATIONS

Electrical	208/230V	208/230V	460V	575V
Phase/Hz	1/60	3/60	3/60	3/60
Compressor B.T.U.	65,000	65,500	65,500	65,500
Compressor RLA	28.8	18.6	9.0	7.4
Compressor LRA	176	156	75	54
Blower Motor H.P.	1.5	1.5	1.5	1.5
Blower Motor FLA	7.7	5.0	2.5	1.9
Unit FLA	38.0	25.1	12.3	10.0
Maximum Fuse Size	60	40	20	15
Minimum Circuit Amp.	45.2	29.8	14.6	11.9
Operating kW	6.90	6.72	6.72	6.56

CFM.....	2500
External Static Pressure .....	0.50" H <sub>2</sub> O
Refrigerant.....	R-407C (Factory Charged 25 lbs.)
Compressor Type .....	Scroll
DCA 2500T Filter (Quantity: 2).....	18" x 25" x 1" Fiberglass
DCA 2500TWH Filter (Quantity: 2).....	20" x 25" x 1" Fiberglass
Drain Connection .....	1" Bar Drain
DCA 2500T Weight .....	580 lbs.
DCA 2500TWH Weight .....	745 lbs.
Liquid Inlet [inches O.D.] (up to 50') <sup>1</sup> .....	0.5
Hot Gas Outlet [inches O.D.] (up to 50') <sup>1</sup> .....	0.875
Water Inlet [inches O.D.].....	1.125
Water Outlet [inches O.D.].....	1.125
Water Flow G.P.M. <sup>2</sup> .....	10.0
Pressure Drop (Ft. WC) <sup>2</sup> .....	7.0

<sup>1</sup> Over 50ft contact factory

<sup>2</sup> Water Flow data based on 50% RH + Return Air 82°F and Pool Water at 85°F

## STANDARD FEATURES

- MET Laboratory Safety Listed To UL 1995
- 3 Year Parts Warranty
- Single Refrigeration Circuit
- Single Scroll Compressor
- Powder Coated, Galvannealed Steel Cabinet
- Low Ambient Head Pressure Control

- Remote Condenser Ready
- Rifle Tube Refrigeration Coils
- TEFC Blower Motor
- Stainless Steel Condensate Drain Pan
- Standard Microprocessor Control System (WH Models Only)
- ElectroFin Coated Coils

## OPTIONAL FEATURES

- Right Side Component Service Access
- Top or Bottom Discharge (Not Field Convertible)
- Extended Surface Filters 2" & 4"
- Outdoor Installation Package
- Outdoor Make Up Air Assembly with Damper & Filter
- External Static Upgrade
- Water Cooled Condenser For Water Heating Or A/C Available

- Motorized Evaporator Bypass Damper
- Remote Ready Delete
- Defrost Timer Package
- Control Options
- Space Heating Options Available
- Other Options Available

