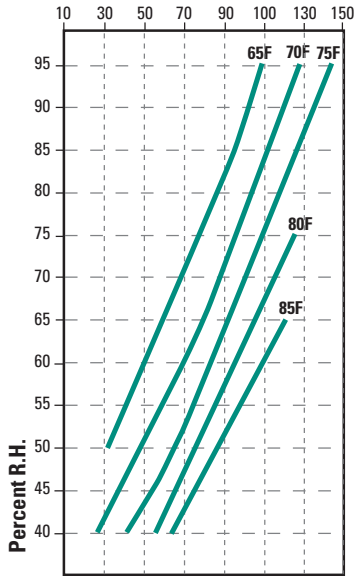


**DCA8000 STANDARD DEHUMIDIFIER**

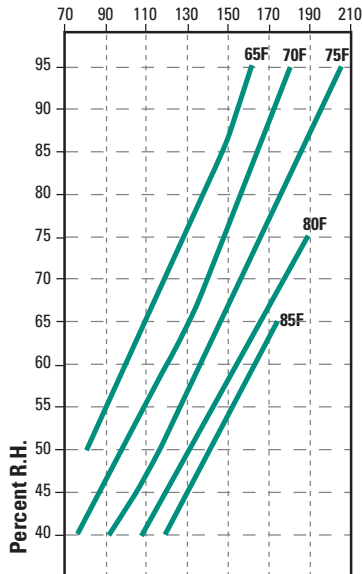
**DCA8000WH WATER HEATING DEHUMIDIFIER**

**PERFORMANCE**

Moisture Removal LB/HR (see note 1)



Net Reheat, MBH (see note 3)



**FEATURES**

- MET Laboratory Safety Listed To UL 1995
  - 3 Year Parts Warranty
  - Dual Refrigeration Circuit Construction
  - Dual Copeland Scroll Compressors
  - Motorized Evaporator By-Pass Control
  - Low Ambient Head Pressure Control
  - Rifle Tube Refrigeration Coils
  - TEFC Blower Motor
  - Stainless Steel Condensate Drain Pan
  - Standard Microprocessor Control System
  - Water Cooled Condenser For Water Heating Or A/C Available
  - Many Other Options Available
- room heating while dehumidifying (see specifications).

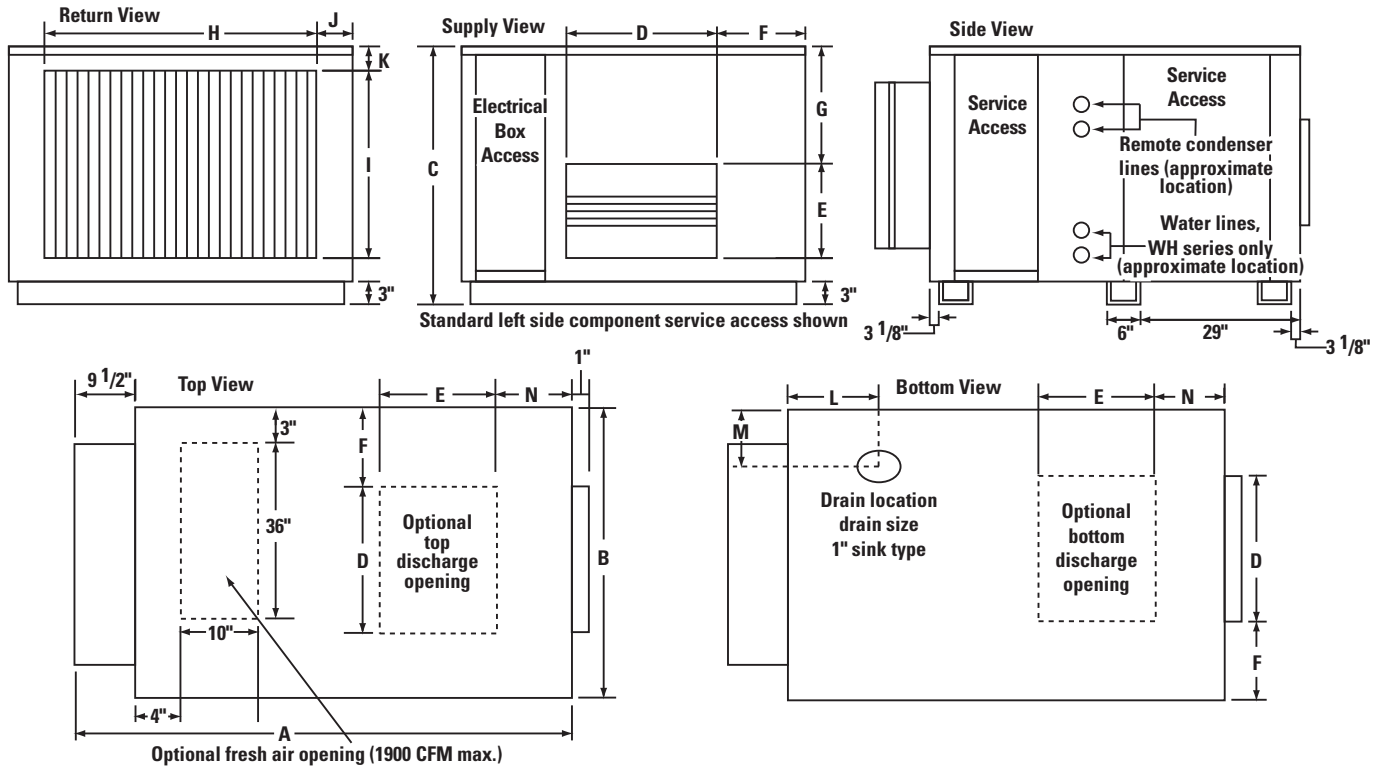
Performance	82DB / 50% R.H.	82DB / 60% R.H.	Notes
Moisture Removal LB/HR	80.0	101.2	1
Sensible Cooling, MBH	124.8	113.6	2
Net Reheat, MBH	137.0	161.0	3
Water Heating - A, MBH	133.2	139.7	4, 6
Water Heating - B, MBH	133.2	139.7	4, 6

**Notes:**

1. Reheat mode assuming 1050 BTU/lb.
2. Cooling mode with remote air cooled condenser at 95°F ambient.
3. Defined as sum of latent and compressor input. Use Dehumidifier for supplemental heat only.
4. Assuming 80°F entering water temperature.
5. For conditions and data not shown contact the Factory.
6. For pool water usually only circuit A is required.

# DCA8000 STANDARD DEHUMIDIFIER DCA8000WH WATER HEATING DEHUMIDIFIER

## DIAGRAMS



## PHYSICAL DIMENSIONS

DCA8000									
A	97	D	22	G	36	J	4	M	5
B	55 1/4	E	19	H	50	K	5	N	10 1/2
C	69	F	11	I	60 1/4	L	13		

## DESIGN SPECIFICATIONS

Electrical	208/230V	460V	575V
Phase/Hz	3/60	3/60	3/60
Compressor M.B.H. A/B	108/108	108/108	108/108
Compressor RLA A/B	34.3/34.3	17.5/17.5	13.2/13.2
Compressor LRA A/B	232/232	125/125	148/148
Blower Motor H.P.	5.0	5.0	5.0
Blower Motor FLA	13.4	6.7	5.4
Unit FLA	83.3	42.7	32.7
Maximum Fuse Size	110	60	45
Minimum Circuit Ampacity	92.4	47.1	36.0
Operating kW	19.7	19.7	19.7

CFM	.8000	DCA8000 Weight	.3000 lbs.*
External Static Pressure	.050" H <sub>2</sub> O	Water Inlet O.D. A/B	1.375/1.375
Refrigerant	R-22 Charge A/B 65lbs/65lbs	Water Outlet O.D. A/B	1.375/1.375
Compressor Type	Scroll	Water Flow G.P.M. A/B	17.0/17.0
Filter 6 Each	.25" x 25" x 4" pleated	Pressure Drop (Ft. Wc) A/B	.67/6.7
Drain Connection	.1" Bar Drain		

\*Weight shown is for basic unit with no options. Contact factory for weight with options needed.

Above data based on 50% RH + Return Air 82°F and Pool Water at 80°F

## OTHER INFORMATION

### OPTIONS: (Consult Factory)

- Right Side Component Access
- Outdoor Air Assembly with Damper & Filter Make Up
- Extended Surface Filters 2" & 4"
- Outdoor Installation Package
- Motorized Bypass Damper
- Remote Ready Delete
- Defrost Timer Package
- Other

CAUTIONS: The reheat capacity rating includes latent recovery and heat of compression. It is recommended that dehumidifiers be used for supplemental heat only.

The cooling capacity is based on an ambient temperature of 95°F. As outside conditions vary, so will the performance of the dehumidifier.

Ratings are subject to change without notice.