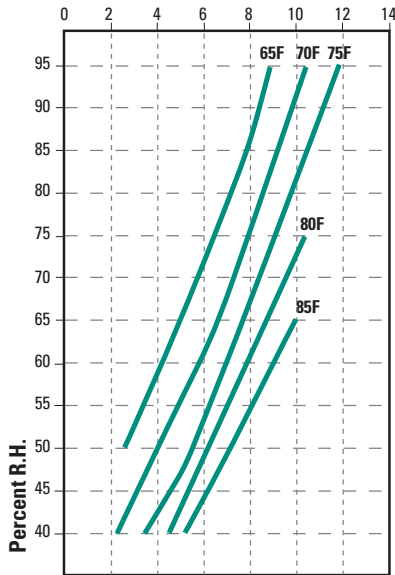


DCA500 STANDARD DEHUMIDIFIER

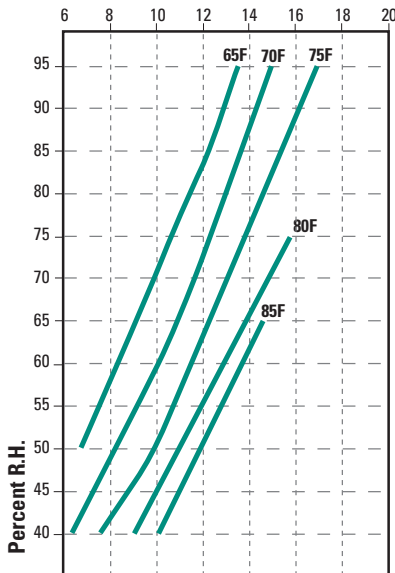
DCA500WH WATER HEATING DEHUMIDIFIER

PERFORMANCE

Moisture Removal LB/HR (see note 1)



Net Reheat, MBH (see note 3)



FEATURES

- MET Laboratory Safety Listed To UL 1995
- 3 Year Parts Warranty
- Remote Condenser Ready
- Rifle Tube Refrigeration Coils
- Copeland Scroll Compressor
- Stainless Steel Condensate Drain Pan
- Low Ambient Head Pressure Control
- Powder Coated, Galvannealed Steel Cabinets
- TEFC Blower Motor
- Many Control Systems Available
- Many Make Up Air Provisions Available
- Water Cooled Condenser For Water Heating Or A/C Available
- Many Other Options Available

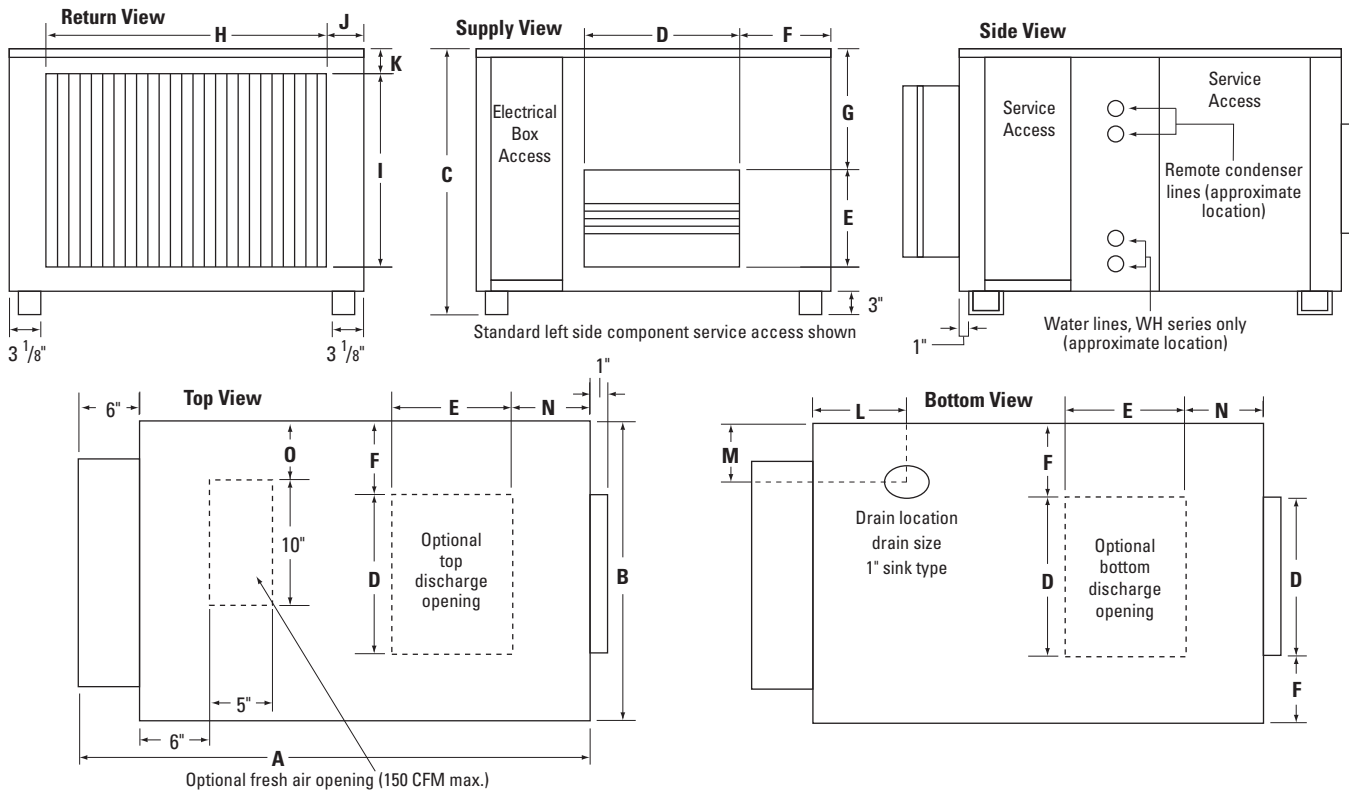
Performance	82DB / 50% R.H.	82DB / 60% R.H.	Notes
Moisture Removal LB/HR	6.7	8.5	1
Sensible Cooling, MBH	10.4	9.5	2
Net Reheat, MBH	11.4	13.4	3
Water Heating MBH	22.2	23.3	4

Notes:

1. Reheat mode assuming 1050 BTU/lb.
2. Cooling mode with remote air cooled condenser at 95F ambient.
3. Defined as sum of latent and compressor input. Use Dehumidifier for supplemental heat only.
4. Assuming 80F entering water temperature.
5. For conditions and data not shown contact the factory.

DCA500 STANDARD DEHUMIDIFIER DCA500WH WATER HEATING DEHUMIDIFIER

DIAGRAMS



PHYSICAL DIMENSIONS

	DCA500	DCA500WH		DCA500	DCA500WH		DCA500	DCA500WH		DCA500	DCA500WH		DCA500	DCA500WH
A	50 1/2	57 1/2	D	9 1/4	9 1/4	G	11	11	J	11	11	M	3 1/8	3 1/8
B	32 3/8	32 3/8	E	10 3/8	10 3/8	H	20	20	K	4 1/4	4 1/4	N	5	5
C	30 1/2	30 1/2	F	7	7	I	20 1/8	20 1/8	L	8	8	O	6	6

DESIGN SPECIFICATIONS

Electrical	208/230V
Phase/Hz	1/60
Compressor B.T.U.	18,100
Compressor RLA	10.7
Compressor LRA	45
Blower Motor H.P.	0.5
Blower Motor FLA	4.4
Unit FLA	16.5
Maximum Fuse Size	25
Minimum Circuit Ampacity	19.2
Operating kW	2.24

M.R. (82°F/50%)	.6.7 lbs./Hr.	Drain Connection	.1" Bar Drain
M.R. (82°F/60%)	.8.5 lbs./Hr.	DCA500 Weight	.425 lbs.
CFM	.550	DCA500WH Weight	.525 lbs.
External Static Pressure	.0.50" H ₂ O	Water Inlet O.D.	.5/8"
Refrigerant	R-22 (Factory Charged-10 lbs.)	Water Outlet O.D.	.5/8"
Compressor Type	Scroll	Water Flow G.P.M.	.2.0
Filter	.1" Fiberglass	Pressure Drop (Ft. Wc)	.2.8

Above data based on 50% RH + Return Air 82°F and Pool Water at 80°F

OTHER INFORMATION

OPTIONS: (Consult Factory)

- Right Side Component Access
- Outdoor Air Assembly with Damper & Filter Make Up
- Extended Surface Filters 2" & 4"
- Outdoor Installation Package
- Motorized Bypass Damper
- Remote Ready Delete
- Defrost Timer Package
- Other

CAUTIONS: The reheat capacity rating includes latent recovery and heat of compression. It is recommended that dehumidifiers be used for supplemental heat only.

The cooling capacity is based on an ambient temperature of 95°F. As outside conditions vary, so will the performance of the dehumidifier.

Ratings are subject to change without notice.